

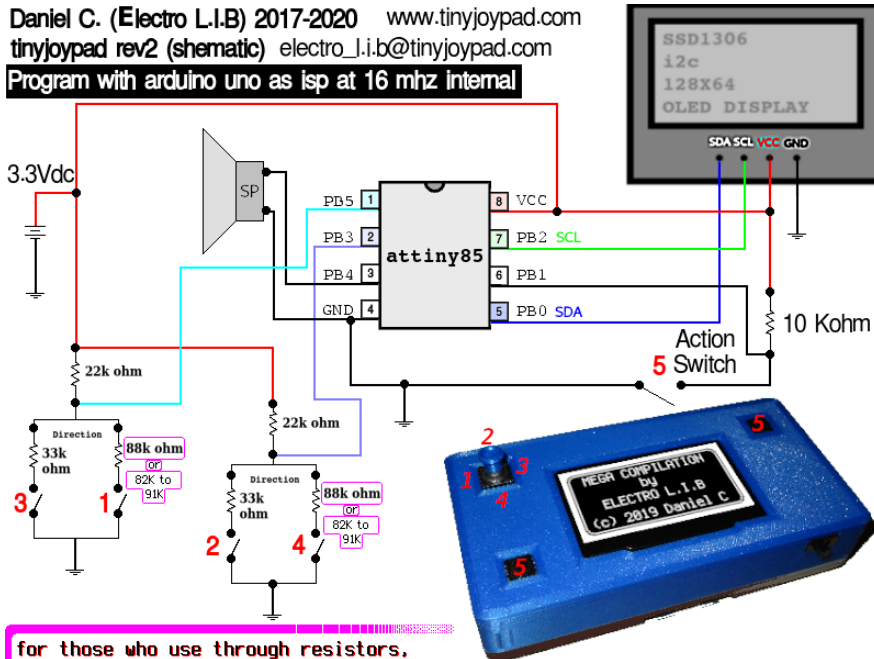
Schéma électronique

Schéma simplifié

<https://www.tinyjoypad.com/tiny-joypad-schematic>


Daniel C. (Electro L.I.B) 2017-2020 www.tinyjoypad.com
tinyjoypad rev2 (schematic) electro_l.i.b@tinyjoypad.com

Program with arduino uno as isp at 16 mhz internal



for those who use through resistors,
it is possible to replace the 88kohm resistors
with a value between 82kohm and 91kohm.

Prototype



μ Retro

Schémas et PCB pour Eagle / Fusion 360 : <https://github.com/bobricius/uRetro>



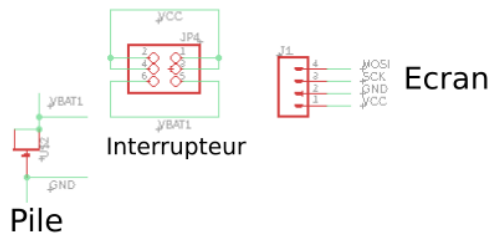
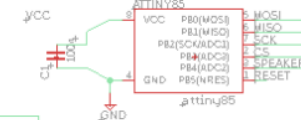


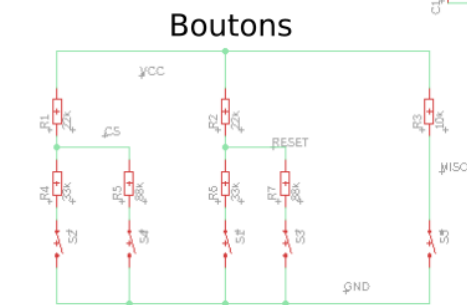
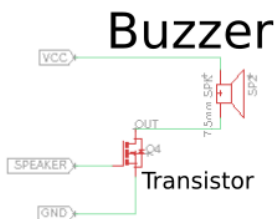
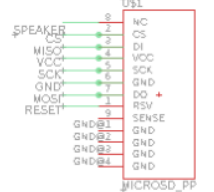
Schéma Console



Emplacement cartouche intégré



Port cartouche



Programmation

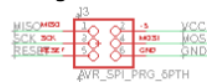
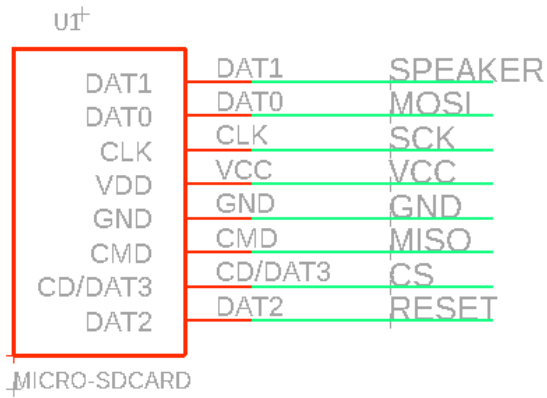
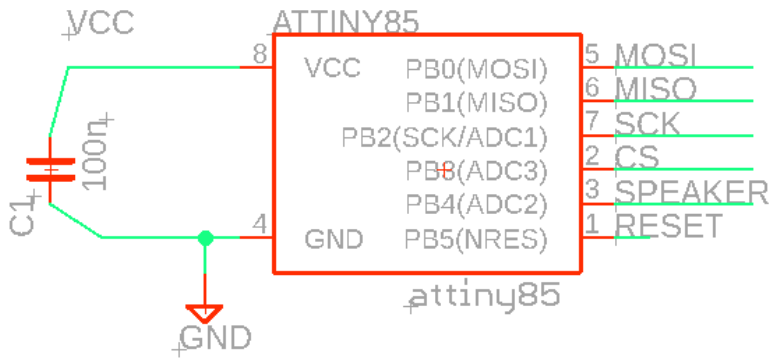


Schéma Cartouche



Revision #7

Created 2020-06-18 08:05:48 UTC

Updated 2020-08-05 13:07:47 UTC